



EEI
≤0.20



WITA Delta HE 35 | 55 LED

Product advantages

- 5 years warranty
- Night setback mode in minimum speed level
- LED display of power consumption
- Anti-block function
- Venting function

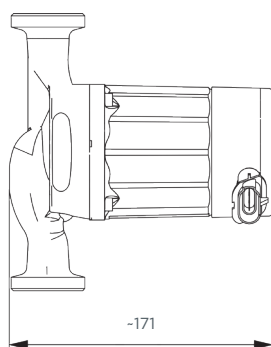
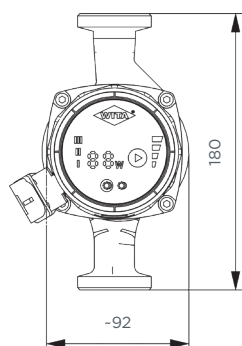


www.tuv.com
ID 1111248085



Technical data

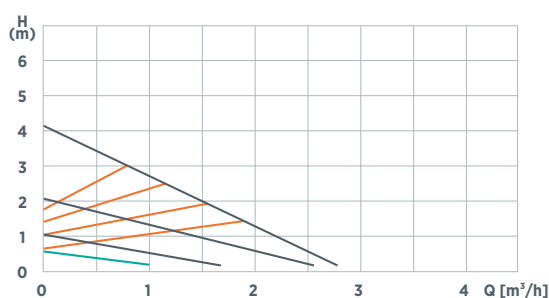
| 35 | 55



All product dimensions are presented in mm.

Maximum delivery head	4 m 6 m
Maximum flow rate	2600 l/h 3200 l/h
Power consumption	3-23 W 3-38 W
Regulation	3 constant speed modes 4 proportional pressure modes
Additional functions	minimum operation function / manual night setback, automatic night setback, LED display of power consumption, Anti-block function
Supply voltage	1 x 230 V, 50 Hz
Motor protection	no external motor protection required
Protection rating	IP 42
Ambient temperature	0 °C to +40 °C
Media temperature	+5 °C to +110 °C
Temperature class	TF 110 according to EN 60335-2-51
Maximum system pressure	10 bars
Connection sizes	DN 15, DN 20, DN 25, DN 32
Installation lengths	110 mm, 130 mm, 180 mm
Pump housing material	130 mm, 180 mm in grey cast iron cataphoresis coated; 110 mm, 130 mm in brass
Weight incl. insulation	2.5 kg
EEI	≤ 0.20

Characteristic WITA Delta HE 35 LED



Characteristic WITA Delta HE 55 LED

