



EEI
≤0.20



WITA Delta

TOP 40 | TOP 60

Product advantages

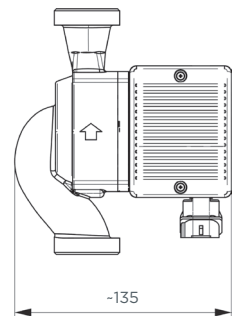
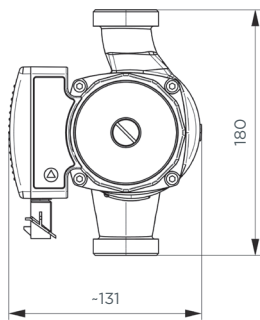
- 5 years warranty
- Minimum operating level
- LED display of power consumption
- Venting function
- Button lock
- Anti-block function
- Also available as PWM version
- Manual venting function



www.tuv.com
ID 1111248085

Technical data

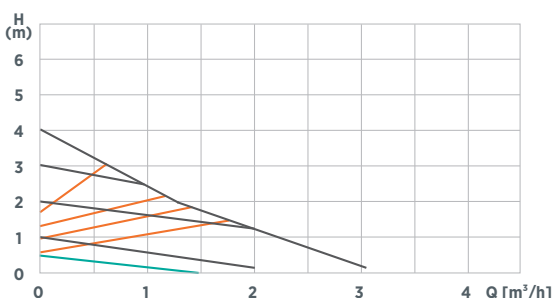
| 40 | 60



Maximum delivery head	4 m 6 m
Maximum flow rate	2800 l/h 3600 l/h
Power consumption	3 - 23 W 3 - 42 W
Regulation	4 constant speed modes, 4 proportional pressure modes
Additional functions	LED display of power consumption, venting function Button lock, Anti-block function
Supply voltage	1 x 230 V, 50 Hz
Motor protection	no external motor protection required
Protection rating	IP 42
Ambient temperature	0 °C to +40 °C
Media temperature	+5 °C to +110 °C
Temperature class	TF 110 according to EN 60335-2-51
Maximum system pressure	10 bars
Connection sizes	DN 15, DN 20, DN 25, DN 32
Installation lengths	110 mm, 130 mm, 180 mm
Pump housing material	130 mm, 180 mm in grey cast iron cataphoresis coated; 110 mm, 130 mm in brass
Weight incl. insulation	2.5 kg
EEI	≤ 0.18 ≤ 0.20
Additional option	also available as PWM version

All product dimensions are presented in mm.

Characteristic WITA Delta TOP 40



Characteristic WITA Delta TOP 60

